

75 SERIES

- OIL TIGHT INDICATOR LIGHTS WITH THREADED HOUSING & HEX NUT
- NEON, LED & INCANDESCENT LIGHTS
- 3/8" DIA. MOUNTING HOLE
- 6" WIRE LEADS OR 3/16" TAB TERMINALS
- 2 TO 250 DESIGN VOLTS • VARIETY OF LENS COLORS

Overview

The 75 Series Indicators feature black nylon threaded housing with a dome lens and two 6" wire leads or 3/16" tab terminals. This series is offered with a wide variety of voltage, colors and bezel options. 75 Series Indicators are designed for a 3/8" mounting hole. A lock washer and hex nut are supplied.

Specifications

Housing: black nylon.

Lens: polycarbonate.

Bezel: nickel-plated brass. A black anodized bezel is available.

Incandescent AC or DC voltage options: 6, 14 and 28 volts.

Neon AC or DC voltage options: 125 and 250 volts.
Note: high brightness green and blue neon lamps supplied in green and blue neon applications.

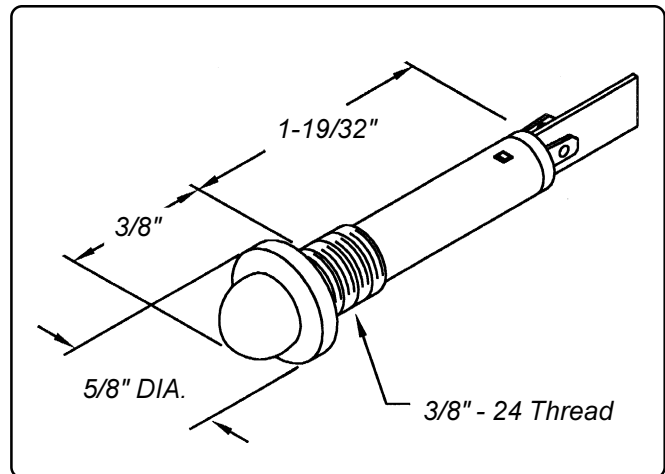
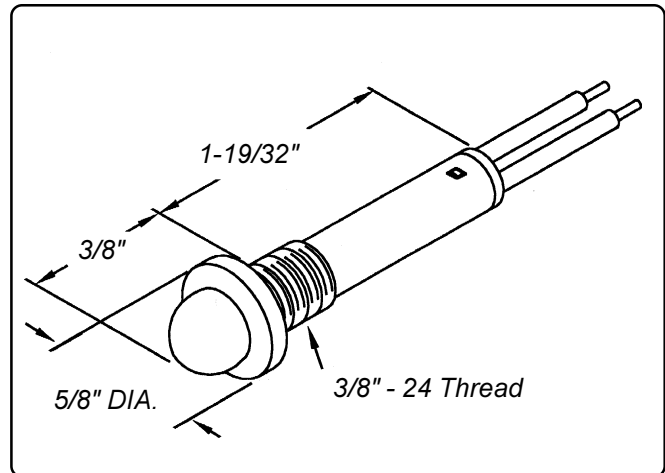
LED DC voltage options: 2, 6, 12, 24 or 125 volts.
Note: 125V LED indicators operate for both AC or DC applications.

Wire leads:

6" leads: #18 AWG, bare copper, PVC insulated, UL/CSA rated 105° C, 600 V, UL Style 1015, stripped 1/2". For LED units, wire leads are color-coded red and black; the red wire lead denotes the anode (+) while a black wire lead identifies the cathode (-). Custom wire lengths, stripping, termination and wire types are available.

Terminals:

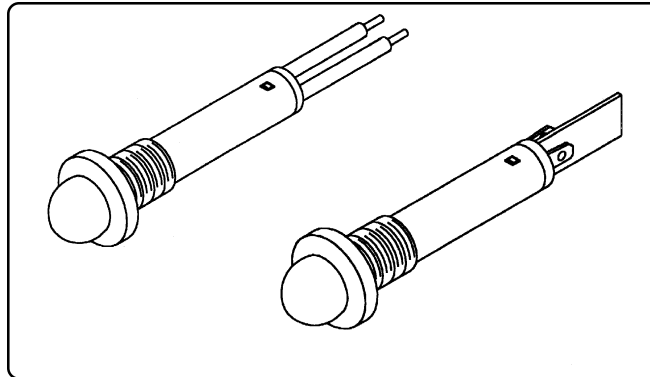
3/16" Tabs: brass, (0.187" length x 0.020" thick). For LED units, a tin plated terminal denotes the anode (+).



Can't find it here? We have many more standard and custom solutions.

For information phone Customer Service at 954-425-0123 or complete the "Fast FAX" form on Appendix, page A-1.

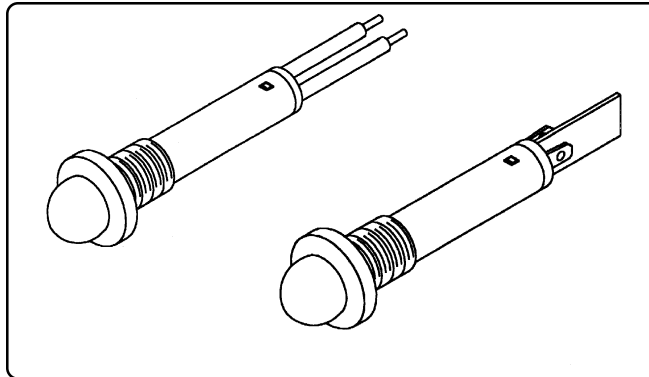
**75 Series
6" Wire Leads or
3/16" Tab Terminals
Neon or
Incandescent
6 to 250 Design Volts**



**Black Housing
Dome Lens
Variety of
Lens Colors
Hex Nut
Threaded Housing**

Part Number 6" Wire Leads	Part Number 3/16" Terminals	Lens Color	Lamp Type	Design Volts	Design Watts or Amps	Life (hrs)
75R-2211	75R-2211T	Red	Neon	125	1/3W	25,000
75HR-2211	75HR-2211T	Red	Neon	250	1/3W	25,000
75RG1-2211	75RG1-2211T	Red	Incandescent	6	.20A	5,000
75RG3-2211	75RG3-2211T	Red	Incandescent	14	.10A	10,000
75RG18-2211	75RG18-2211T	Red	Incandescent	28	.04A	7,000
75R-2212	75R-2212T	Green	Neon	125	1/3W	25,000
75HR-2212	75HR-2212T	Green	Neon	250	1/3W	25,000
75RG1-2212	75RG1-2212T	Green	Incandescent	6	.20A	5,000
75RG3-2212	75RG3-2212T	Green	Incandescent	14	.10A	10,000
75RG18-2212	75RG18-2212T	Green	Incandescent	28	.04A	7,000
75R-2213	75R-2213T	Amber	Neon	125	1/3W	25,000
75HR-2213	75HR-2213T	Amber	Neon	250	1/3W	25,000
75RG1-2213	75RG1-2213T	Amber	Incandescent	6	.20A	5,000
75RG3-2213	75RG3-2213T	Amber	Incandescent	14	.10A	10,000
75RG18-2213	75RG18-2213T	Amber	Incandescent	28	.04A	7,000
75R-2214	75R-2214T	Blue	Neon	125	1/3W	25,000
75HR-2214	75HR-2214T	Blue	Neon	250	1/3W	25,000
75RG1-2214	75RG1-2214T	Blue	Incandescent	6	.20A	5,000
75RG3-2214	75RG3-2214T	Blue	Incandescent	14	.10A	10,000
75RG18-2214	75RG18-2214T	Blue	Incandescent	28	.04A	7,000
75R-2215	75R-2215T	White	Neon	125	1/3W	25,000
75HR-2215	75HR-2215T	White	Neon	250	1/3W	25,000
75RG1-2215	75RG1-2215T	White	Incandescent	6	.20A	5,000
75RG3-2215	75RG3-2215T	White	Incandescent	14	.10A	10,000
75RG18-2215	75RG18-2215T	White	Incandescent	28	.04A	7,000
75R-2217	75R-2217T	Clear	Neon	125	1/3W	25,000
75HR-2217	75HR-2217T	Clear	Neon	250	1/3W	25,000
75RG1-2217	75RG1-2217T	Clear	Incandescent	6	.20A	5,000
75RG3-2217	75RG3-2217T	Clear	Incandescent	14	.10A	10,000
75RG18-2217	75RG18-2217T	Clear	Incandescent	28	.04A	7,000

**L75 Series
LED Indicator Lights
6" Wire Leads or
3/16" Tab Terminals
2 to 125 Design Volts**



**Black Housing
Dome Lens
Variety of
Lens Colors
Hex Nut**

Part Number 6" Wire Leads	Part Number 3/16" Tab Terminals	Lens Color	DC Design Volts * AC Design Volts
L75R-A2-2213	L75R-A2-2213T	Amber	2
L75R-A6-2213	L75R-A6-2213T	Amber	6
L75R-A12-2213	L75R-A12-2213T	Amber	12
L75R-A24-2213	L75R-A24-2213T	Amber	24
L75R-A125-2213	N/A	Amber	125 *
L75R-G2-2212	L75R-G2-2212T	Green	2
L75R-G6-2212	L75R-G6-2212T	Green	6
L75R-G12-2212	L75R-G12-2212T	Green	12
L75R-G24-2212	L75R-G24-2212T	Green	24
L75R-G125-2212	N/A	Green	125 *
L75R-R2-2211	L75R-R2-2211T	Red	2
L75R-R6-2211	L75R-R6-2211T	Red	6
L75R-R12-2211	L75R-R12-2211T	Red	12
L75R-R24-2211	L75R-R24-2211T	Red	24
L75R-R125-2211	N/A	Red	125 *
L75R-Y2-2216	L75R-Y2-2216T	Yellow	2
L75R-Y6-2216	L75R-Y6-2216T	Yellow	6
L75R-Y12-2216	L75R-Y12-2216T	Yellow	12
L75R-Y24-2216	L75R-Y24-2216T	Yellow	24
L75R-Y125-2216	N/A	Yellow	125 *

Indicator Lights

Polarity Determination - Wire Leads: Red wire lead denotes anode (+); black wire leads denotes cathode (-).
3/16" Tab Terminals: Tinned terminal denotes anode (+); untinned terminal denotes cathode (-).